

Translating Research to Policy

Health Impact Assessment in Clark County, WA

March, 2012

Marc Boldt, Brendon Haggerty
Laurie Lebowksy, Alan Melnick

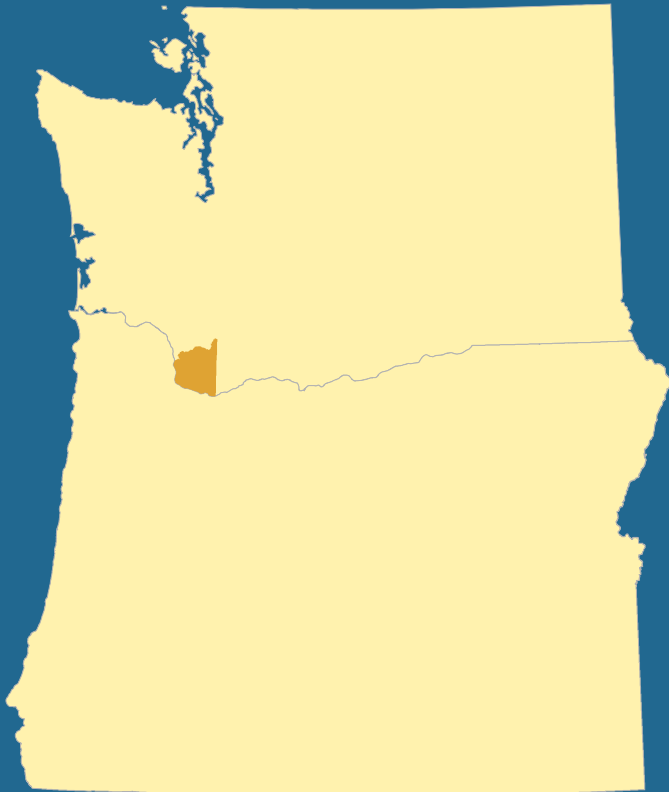
Clark County, WA



Clark County, Washington

Clark County: 425,000

Vancouver: 162,000



Bike & Pedestrian Master Plan

Projects
Programs
Policies



Clark County, WA
Bicycle and Pedestrian Master Plan

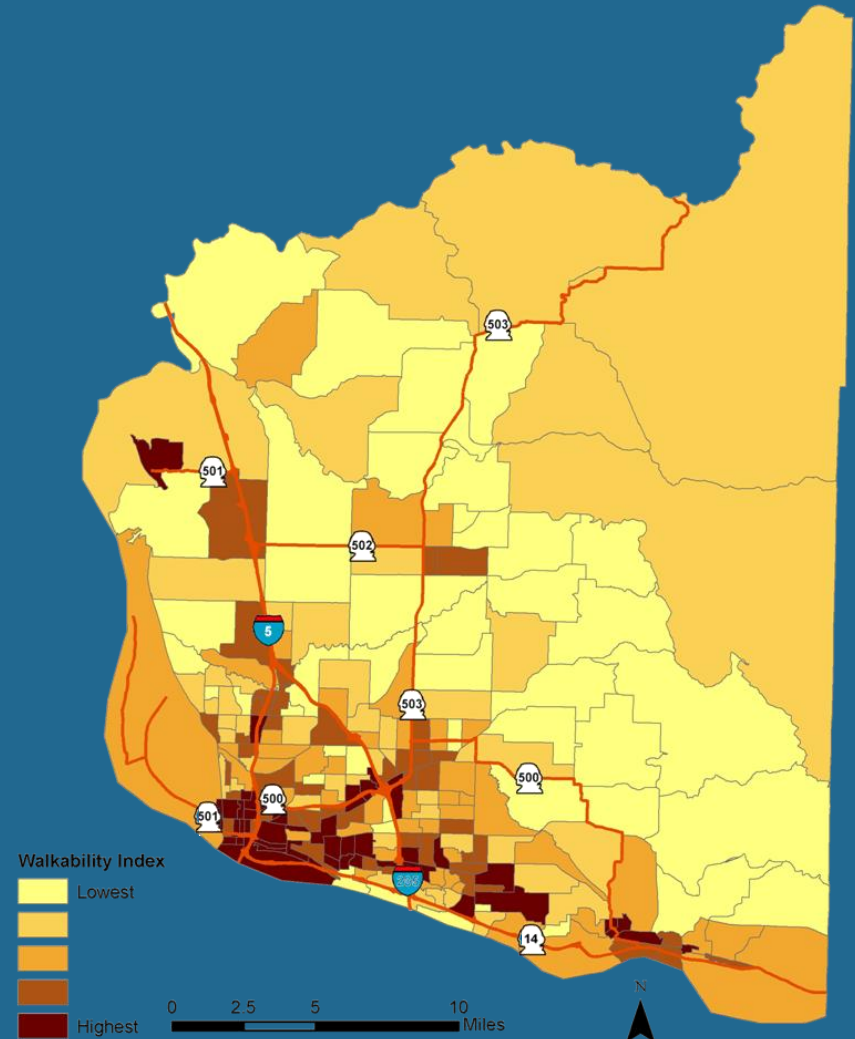
PREPARED BY:
Alta Planning + Design
September 2010



Health Impact Assessment

Aims

1. Estimate impacts
2. Provide input
3. Evaluate the impact of HIA recommendations
4. Explore how policy makers and planners make decisions



Policy successes

From the Plan

“Increasing interest in alternative modes of transportation originates from concerns with **public health**, the cost of gas, environmental preservation, and transportation safety.”

“Action 1.1.6 Include health and equity in bicycle and pedestrian project prioritization criteria.”

“**Goal 6. Active Transportation Planning and Bicycle and Pedestrian-Supportive Land Uses**”

Health outcomes receives 20% weight in project selection decisions

Policy Maker Perspective



Discussion

Contact

Marc Boldt

marc.boldt@clark.wa.gov

Brendon Haggerty


brendon.haggerty@clark.wa.gov

Laurie Lebowksy

laurie.lebowsky@clark.wa.gov

Alan Melnick

alan.melnick@clark.wa.gov



Find related documents: <http://www.clark.wa.gov/public-health/reports/facts.html>

Thanks to: Active Living Research, Robert Wood Johnson Foundation, ESRI, Inc.